

COVER

4-Window Minibook

Valley fold

Mountain fold


Before cutting,
lightly number the
pages with a
pencil.

Cut on solid lines.
Fold on dotted
lines.

BACK


PAGE 6

Glue this sheet
to the inside of
cover/back.

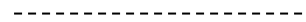


Valley fold

PAGE 1



Valley fold



Mountain
fold

Glue this sheet
to the inside of
pages 2/5.

Valley fold